

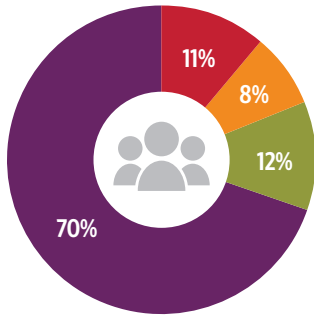
2017 Fact Sheet

STUDENTS

Enrollment, Fall 14th day

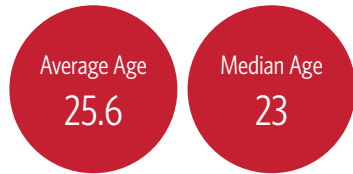
	Headcount	Term FTE	Annualized FTE	Credit Hours
Total	8,826	1,248.6	2,497.2	74,916
Toledo	7,700	1,083.6	2,167.1	65,014
Findlay	1,126	165.0	330.1	9,902
Downtown	157	12.0	24.0	721
High School	648	105.7	211.4	6,343

Student Characteristics, Fall 14th day



Black	995
Hispanic	673
Other/Unknown	1,019
White	6,139

	Headcount	%
Female	4,528	51%
International	62	1%
Degree/Cert.-Seeking	6,636	75%
New, First-Time College	1,468	17%
Full-Time	2,669	30%



Top Enrolling Counties, Fall 14th day

Lucas	45%	4,006
Wood	16%	1,384
Hancock	9%	780
Ottawa	3%	255
Fulton	2%	213
Monroe, MI	2%	211
Seneca	2%	199
Sandusky	2%	164

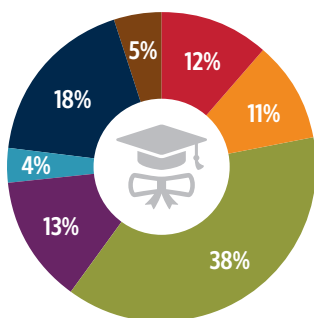
Financial Aid, FY 2017

	Total # of Recipients	Total # of Awards	Total \$ Awarded
Federal Grants	4,052	4,630	\$12,600,154
State Grants	206	206	\$170,597
Loans	4,504	7,223	\$22,647,149
Scholarships	445	514	\$847,168



Graduates, FY 2017

Total Associate's Degrees	1,198
Total Certificates	356
IPEDS 3-Year Graduation Rate (2013 cohort)	17%
IPEDS 3-Year Transfer Rate (2013 cohort)	14%



Associate of Arts	179
Associate of Applied Business	166
Associate of Applied Science	590
Associate of Science	205
Associate of Technical Studies	58
Certificate	282
One-Year Certificate	74

FACULTY & STAFF

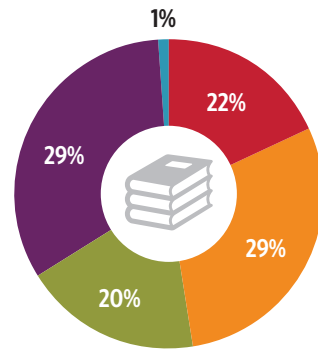
Faculty/Staff Headcounts, Fall 2017

	Instructional Faculty	Non-Instructional Staff
Headcount	673	360
Full-Time	138	335
Women	353	230
Ethnic Minority	51	26



ACADEMIC PROGRAMS

Headcount by School, Fall 14th day



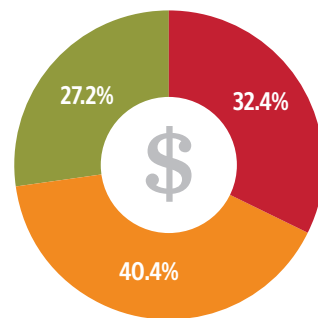
Business, Info. & Public Services	1,615
Nursing & Health	2,589
Liberal Arts	1,640
Science, Tech., Eng. & Math	2,901
Associate of Technical Studies	81

Top Enrolling Majors, Fall 14th day

Program	Headcount
Pre-Nursing Concentration	931
Registered Nurse Program	457
AA General Concentration	414
Business Administration Concentration	398
Skilled Trades Construction	308
Business Management Technology	281
Education Transfer Concentration	237
Pre-Medical Imaging Concentration	228
AS General Concentration	224
Criminal Justice Technology	164

FINANCES

Foundation Net Assets (FY '17) \$3.8 million



Tuition & Fees	32.4%
State Appropriations	40.4%
Other	27.2%

