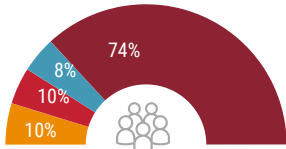


Students

	Enrollment, Fall 14th Day Headcount	Term FTE	Annualized FTE	Credit Hours
Total	6,357	3,601	1,800	54,008
Toledo	5,765	3,219	1,610	48,289
Findlay	592	381	191	5,719

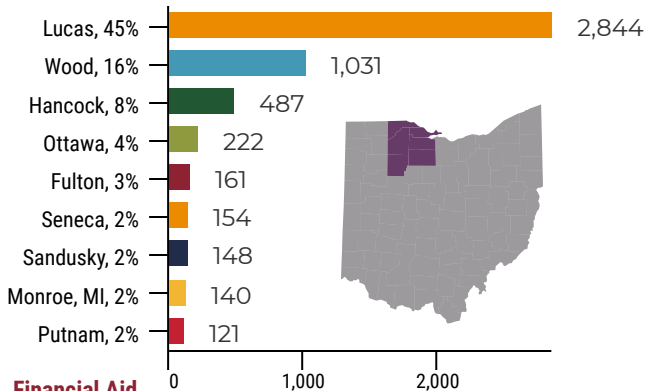
Student Characteristics, Fall 14th Day



- Black: 606
- Hispanic: 541
- Other/Unknown: 523
- White: 4,687

	Headcount	Percent
Full-Time	1,905	30%
Female	3,476	55%
International	49	1%
First Generation	3,524	55%
Veteran Service	240	4%
Veteran Spouse/Dependent	276	4%

Top Enrolling Counties, Fall 14th Day



Average Age 24.6

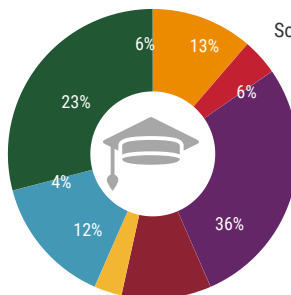


Median Age 22



56% of students receive financial aid

Graduates, AY 2021



- Associate of Arts: 209
- Associate of Applied Business: 75
- Associate of Applied Science: 519
- Associate of Science: 185
- Associate of Technical Studies: 57
- Certificate: 265
- One-Year Certificate: 537

Graduates

Total Associates Degrees (AY 2021)	1,045
Total Certificates (AY 2021)	802
IPEDS 3-Year Graduation Rate (2017 Cohort)	20%
1-Yr Ohio Employment Rate (AY 2019 Graduates)	80%
1-Yr Average Annual Salary (AY 2019 Graduates)	\$43,102

Faculty and Staff

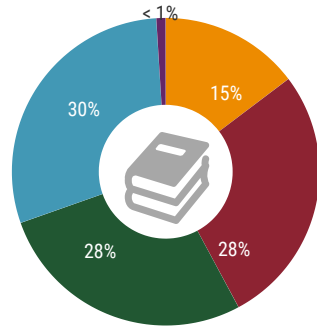
	Instructional Faculty	Non-Instructional Staff
Headcount	569	382
Full-Time	133	346
Women	290	239
Ethnic Minority	55	38



56% of faculty and staff are women

Academic Programs

Headcount by School, Fall 14th Day



- Business Hospital. & Public Safety: 922
- Nursing & Health: 1,906
- Liberal Arts: 1,721
- Science, Tech., Eng., & Math: 1,776
- Associate of Technical Studies: 25

Student to Faculty Ratio 14 to 1



Average Class Size 13

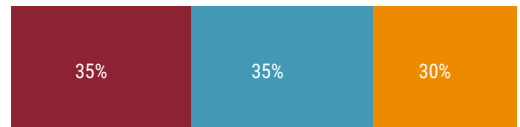
Top Enrolling Majors, Fall 14th Day Headcounts

Pre-Nursing Concentration	583
Registered Nurse Program	386
Business Transfer Pathway	212
Business Management Technology	164
Education Transfer Conc	149
Pre-Dental Hygiene Conc	127
Psychology Concentration	120
AS General Concentration	114
Social Work Trans Pathway	106
Pre-Diagnostic Med Sonography	102



Finances

Source of Total Revenue, FY 2020-21



- Tuition and Fees
- State Appropriations
- Other

